







Old Bulb Configuration							New LED Bulb Configuration							
DESIGNATION	TYPE	POWER	VOLTS	LUMEN	LIFE	FIG	WL	TYPE	DESIGNATION	POWER	VOLTS	LUMEN	LIFE	FIG
Tubular E14 Clear	Incadescent	40w	230-240v	420lm	1000h	1	Brockton	LED	Tubular E14 Frosted	4W (35W)	220-240 V	350lm	30000h	4
Halogen G9 Clear	Halogen	40w	220-240v	440lm	2000h	2	Segovia	LED	G9 Clear	4W (40W)	230V	400lm	15000h	5
Halogen Flame E14	Halogen	40w	220-240v	420lm	2000h	3	Cádiz	LED	Candle E14 Frosted	4W (35W)	220-240 V	400lm	15000h	6
Halogen Flame E14	Halogen	40w	220-240v	420lm	2000h	3	Toledo Doublo	LED	Candle E14 Frosted	4W (35W)	220-240 V	400lm	15000h	6
Halogen Flame E14	Halogen	40w	220-240v	420lm	2000h	3	Toledo Single	LED	Candle E14 Frosted	4W (35W)	220-240 V	400lm	15000h	6
Tubular E14 Clear	Incadescent	40w	230-240v	420lm	1000h	1	Astoria	LED	Tubular E14 Frosted	4W (35W)	220-240 V	350lm	30000h	4
Halogen G9 Clear	Halogen	40w	220-240v	440lm	2000h	2	Tube	LED	G9 Clear	4W (40W)	230V	400lm	15000h	5
Halogen G9 Clear	Halogen	40w	220-240v	440lm	2000h	2	Avila	LED	G9 Clear	4W (40W)	230V	400lm	15000h	5
Tubular E14 Clear	Incadescent	40w	230-240v	420lm	1000h	1	Pendant	LED	Tubular E14 Frosted	4W (35W)	220-240 V	350lm	30000h	4
Halogen Flame E14	Halogen	40w	220-240v	420lm	2000h	3	Carlyon	LED	Candle E14 Frosted	4W (35W)	220-240 V	400lm	15000h	6
Halogen Flame E14	Halogen	40w	220-240v	420lm	2000h	3	Carlyon Double	LED	Candle E14 Frosted	4W (35W)	220-240 V	400lm	15000h	6
Halogen Flame E14	Halogen	40w	220-240v	420lm	2000h	3	Radcliffe	LED	Candle E14 Frosted	4W (35W)	220-240 V	400lm	15000h	6
Halogen Flame E14	Halogen	40w	220-240v	420lm	2000h	3	Radcliffe Double	LED	Candle E14 Frosted	4W (35W)	220-240 V	400lm	15000h	6
Halogen G9 Clear	Halogen	40w	220-240v	420lm	2000h	2	Empire	LED	G9 Clear	4W (40W)	230V	400lm	15000h	5
Halogen G9 Clear	Halogen	40w	220-240v	420lm	2000h	2	Westminster Pendant	LED	G9 Clear	4W (40W)	230V	400lm	15000h	5
Halogen G9 Clear	Halogen	40w	220-240v	420lm	2000h	2	Avila Double	LED	G9 Clear	4W (40W)	230V	400lm	15000h	5
Tubular E14 Clear	Incadescent	40w	220-240v	420lm	2000h	1	Heyford Double	LED	Tubular E14 Frosted	4W (35W)	220-240 V	350lm	30000h	4

Type of Bulb	Incandescent Tubular E14 Clear	Halogen G9 Clear	Halogen Candle E14 Clear	LED Tubular E14 Frosted	LED G9 Clear	LED Candle E14 Frosted
Image						
Energy Usage	40 kwh / 1000h	33 kwh / 1000h	28 kwh / 1000h	4W (35W)	4W (35W)	4W (35W)
Fig	1	2	3	4	5	6